

User Manual

Peanut Bead Bullet
Vibrator(PBBV)



Bravely wave at the most wonderful climaxes in
your life, fully enjoy the unprecedented
excitement, and unleash the passion and desire
deep within your heart.

INTRODUCTION

This product is a smartphone APP-controlled intelligent massage vibrator. It is controlled via an APP, features full rubber coating and is made using liquid silicone molding. The silicone material is soft and lightweight, making it easy to carry. It offers 10 vibration frequencies, supports USB charging, and can be directly connected to a smartphone APP via Bluetooth to achieve interconnection between the product and the phone. Users can control the product through the phone, unlock a variety of new ways to use it, and enjoy a rich user experience.

ON/OFF switch/vibration button



USB charging



PRODUCT INFORMATION

Product Name: Peanut Bead Bullet Vibrator(PBBV)

Model: Bullet Vibrator

Charging method: Rechargeable lithium battery

Rated voltage: 3.7V

Main components: ABS+TPE

Charging current: 130mAH

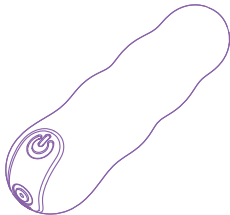
Product size: 4.57 x 1.93 x 1.65 inches

Noise index: Below 50dB

Product function: APP interconnection with 10 frequency vibration

USE METHODS

1. Press and hold the power button for 2 seconds to enter the power on/off mode.
2. After powering on, the light will flash, press to cycle through 10 frequencies.
3. When the light flashes, it will stay on once successfully connected to the app.



Power bank



Car charger



Charger



Notebook

APP USE METHODS

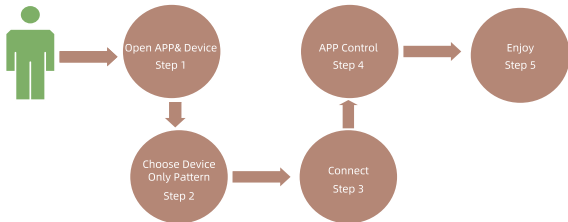
1.Download & Install

There are two ways to download our application. The first one is through the app store. You can search for "Zero Tochu", "Tochu", in the Apple App Store or Google Play Store. The second method is to download by scanning the QR code we provide. Open the phone camera, scan the image QR code, recognize the link, and open the download link (which is safe). Please click on the corresponding download link according to your phone system type. For example, if your phone is an iOS system, you can click the "Apple Store" button to download; if your phone is an Android system, you can click the "Google Store" button or click the "Our WebSite" button to download.

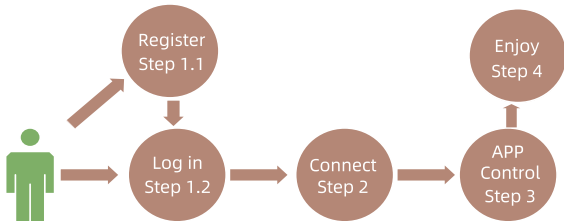


2.Choice Pattern

Our app has two patterns, login pattern and device only pattern. Both patterns allow our users to control our hardware products through Bluetooth on their mobile phones. Login pattern, you need register and login, and device only pattern you don't need this step.

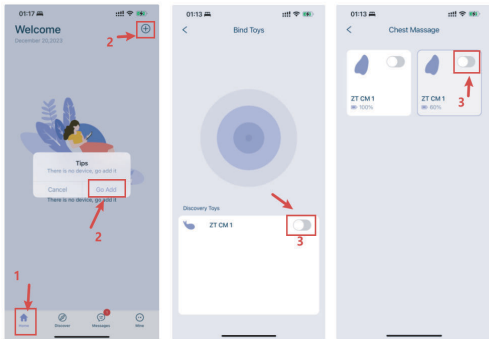


Device Only Pattern operation process



Login Pattern operation process

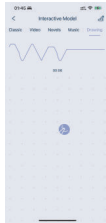



3.Device BLE Connect & Binding



Note:

- 1、 Make sure your toy is turned on.
- 2、 Please put your phone closer to your toy.
- 3、 Please turn on your phone bluetooth and give this APP permission.
- 4、 If the device still cannot be scanned, try restart your toy, and wait for seconds.

4.Device Control & Enjoy Yourself



5.Device Delete

Long press the device icon to delete the device, you can select multiple devices at once for deletion.



6.Q&A

If you have any questions or need our help, you can contact us through the following methods.

Our Website: www.zero-tochu.com

Email: service@zero-tochu.com

Thank You.



Zero Tochu零触 - Enjoy Yourself 17+

Zero Tochu零触 - 乐享自我

[Hunan Zero Touch Cloud Technology Co., Ltd.](#)

Designed for Phone

Free

Designed by Zero Chu Group

USE CAUTION

- ★ Please use neutral soap and cold water to clean before each use. Rinse the vibrator directly under the faucet and keep away from extreme high or low temperature environments.
- ★ After the proposed use of dry cotton cloth or high-quality absorbent paper wipe, wipe after natural air-drying or air-conditioning, to avoid exposure to the sun.
- ★ Please store this product in a cool, ventilated, dry place, to ensure that the product to avoid direct sunlight, high temperature, heavy pressure, moisture and pollution.
- ★ Connect the USB cable to a USB power adapter (without the accessory) or a USB port, and you can charge it using any USB power adapter.
- ★ A complete charge needs about 2 hours, depending on how much of the device's internal residual charge or specific charging time varies.
- ★ The appliance can be used for more than 50 minutes after full charge, depending on your choice of vibration mode. The higher the vibration mode frequency, the faster the battery consumption.
- ★ No need to completely drain the battery before charging.

★ In order to extend the battery life and ensure effective charging, we recommend that you charge the device before the vibration is significantly reduced.

★ The product blue indicator light flash quickly to indicate that the power is too low, will start the self-protection mode, please charge in time.

★ Under the condition of product charging, the indicator lamp will present the effect of breathing light, and the indicator lamp will be bright long after being filled.

★ Please cooperate with the use of human special lubricants, massage oil, hand cream, detergent, gasoline or acetone, etc. are prohibited for use as lubricants.

SAFETY ISSUES

- ★ As the intimate partner of the users, it is the common responsibility of the users and US to use this appliance safely and healthily. Users are reminded:
- ★ This product is only suitable for adults over 18 years of age, please keep away from children;
- ★ During the use, please do not overuse, please pay attention to avoid injury;
- ★ Do not mix this product with others. If you feel any discomfort during the use, please stop using it immediately
- ★ Should regularly check whether the product is damaged, found to be damaged should immediately stop using.
- ★ After this product is abandoned, it should be treated as waste electronic products, recycling paper corresponding waste electrical and electronic products recycling station. This product is not suitable for ordinary garbage treatment.

SERVICES

If you are in the use of the process, problems or temporary can not use the case, please contact the point of sale, we will do our best to provide you with the best service. However, you may not dismantle this product without authorization. The company is not responsible for the products you have dismantled without authorization.





www.zerochu.com